SERIES MCX

RF COAXIAL CONNECTORS

The size of the series MCX is small, mating is easy and the contact reliable . MCX series is recommend for use in tight areas where space is at a premium.



Key performance

Characteristic impedance: 50 Ω

Ferquency range: 0~6GHz

Contact resistance:

center conductor : ≤4.0m Ω

out conductor : ≤2.0m Ω

Insulation resistance : ≥1000M Ω

insulator voltage withstanding : 750V

VSWR :≤1.30

Connector durability : 500

Applicable spec/std: IEC1169-36

Material

Center contacts:

Male---brass, gold plated.

Female---beryllium copper, gold plated

Bodies and other metal parts:

brass, gold plated

Insulators: TFE

Crimp ferrule: copper, nickel plated.

Gasket and seal rings: silicone rubber

Heat-shrink tubing: thermofit plastic.

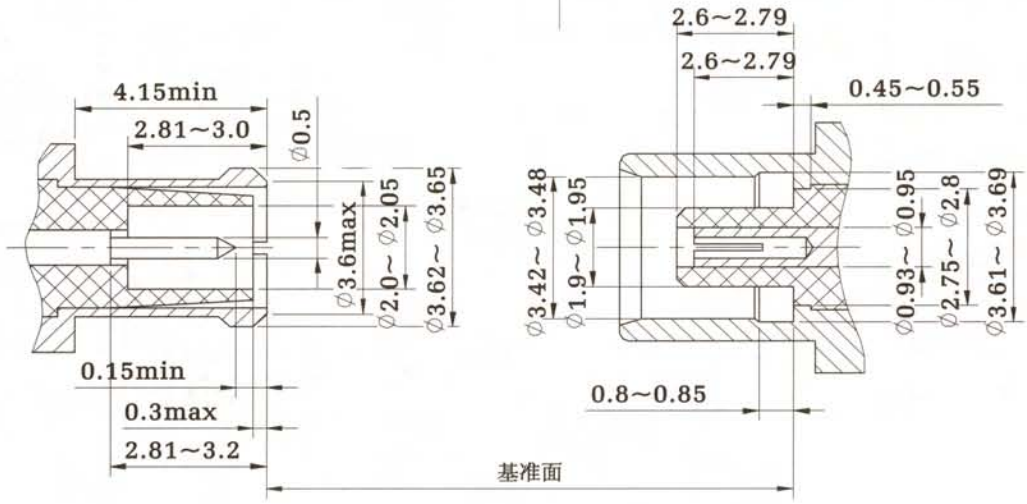

MCX-JB2,MCX-JB3

Type	D	Cable code
BMA-JB2	Φ2.2	B2
BMA-JB3	Φ3.6	B3

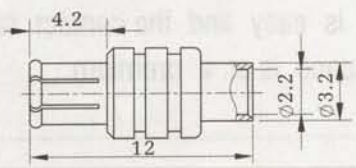

MCX-J2,MCX-J3

Type	Cable code
MCX-J2	2
MCX-J3	3

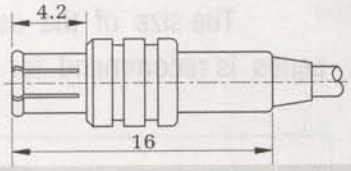

MCX-JWB2,MCX-JWB3

Type	D	Cable code
BMA-JWB2	Φ2.2	B2
BMA-JWB3	Φ3.6	B3

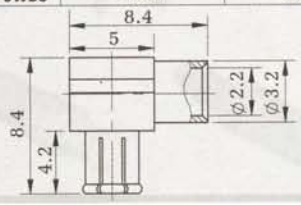

MCX-JW2,MCX-JW3

Type	Cable code
MCX-JW2	2
MCX-JW3	3

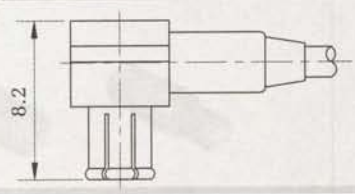

MCX-KB2,MCX-KB3

Type	D	Cable code
BMA-KB2	Φ2.2	B2
BMA-KB3	Φ3.6	B3

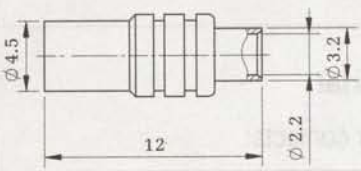

MCX-K2,MCX-K3

Type	Cable code
MCX-K2	2
MCX-K3	3

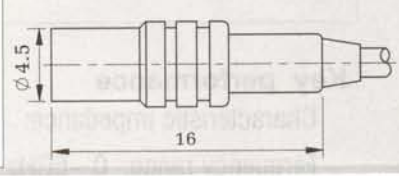

MCX-JHD

Type	L	L1
MCX--JHD	9.7	3.9
MCX--JHDI	8.7	2.9
MCX--JHD 2	7.5	1.7

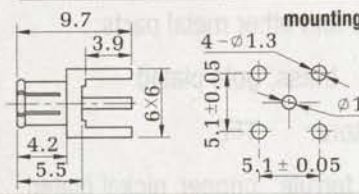

MCX-KHD3

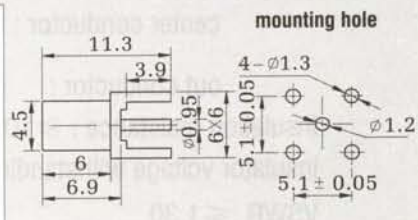

MCX-KWHD

Type	L	L1
MCX--KWHD	7.7	1.7
MCX--KWHDI	8.9	2.9
MCX--KWHD2	9.9	3.9

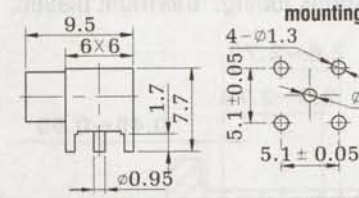

MCX-KHD

Type	L	L1
MCX--KHD	8.3	2.9
MCX--KHDI	9.3	3.9
MCX--KHD2	7.1	1.7

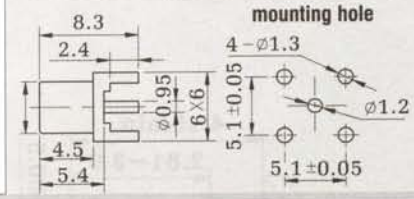

MCX-KF

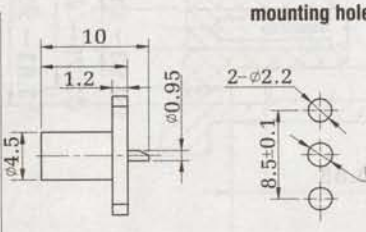
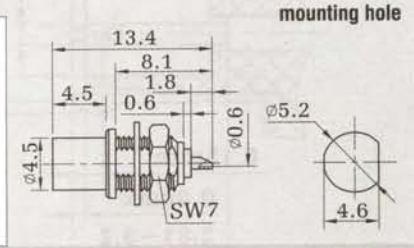
MCX-KY