

# TOP Wavelengths

## DFB: 1854 nm & 1877 nm

### TOP WAVELENGTH

760.8 nm

1278.8 nm

1392.0 nm

1512.2 nm

1560 - 1590 nm

1651 & 1654 nm

1742.0 nm

**1854 & 1877 nm**

2004.0 nm

2330 & 2334 nm

3240 & 3270 nm

3345 & 3375 nm


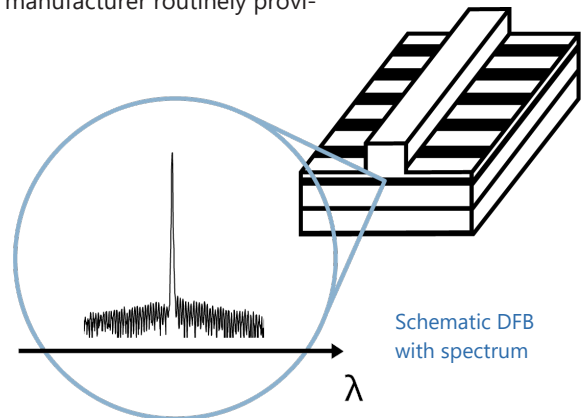
4524 & 4534 nm

5184 & 5263 nm

nanoplus Distributed Feedback Lasers (**DFB**) are specifically designed for high-precision gas detection using tunable diode laser absorption spectroscopy (**TDLAS**). Our devices operate **reliably** in more than 50,000 installations worldwide. For 25 years nanoplus has set the standard for DFB laser technology and is the only manufacturer routinely providing DFB lasers at **any wavelength**.

### Key features:

- MONOMODE
- CONTINUOUS WAVE
- ROOM TEMPERATURE
- MODE HOP FREE TUNING



Overgrowth-free DFB device processing

Any **custom wavelength** is possible: You tell us what you need and we deliver it. With our patented DFB technology we design any wavelength **between 760 nm and 14  $\mu$ m**.

Our excellent **spectral purity** is characterized by a large side mode suppression ratio (**SMSR**) of **> 35 dB**, giving your system a low signal to noise ratio against crossinterference.


A **narrow linewidth below 3 MHz** guarantees ultra-precise scanning of the absorption line feature. The **high output power** of **several mW** yields a stronger signal and increases your measurement precision.

**Fast and wide wavelength tuning** is required for in situ systems. Most customers use a scan rate of 10 kHz and benefit from our very **large tuning coefficient**.

**“Do not change your ideas, let us deliver the laser that fits your application.”**

We offer **various packaging options**, e.g. several free space housings including TEC and NTC, fiber coupling, **collimation** and **custom designs**. What do you require?

If you require **custom specifications**, please contact us. Nearly 80 % of our devices are more or less customer-specific. As nanoplus is a **fully vertically integrated company**, we control the entire process chain from design to packaging. Both nanoplus production facilities are based in **Germany**. To guarantee consistent product quality we apply a strict and **ISO certified quality management system** at all levels.

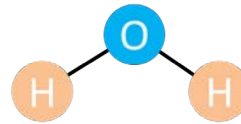


nanoplus DFB lasers on TO66, TO5, TO5.6, c-mount and SM-BTF

Our sales and R&D teams have long-standing experience in developing lasers. They will advise you in your design and realization phase as well as after-sales: **We make market leaders!**



# Superior Specifications: 1854 nm & 1877 nm

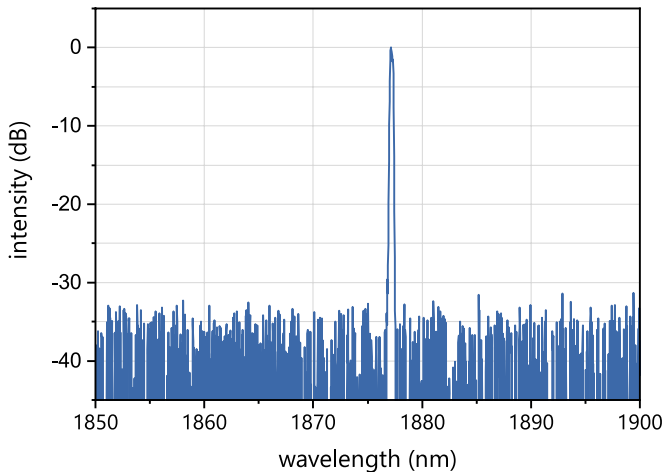


This data sheet reports performance data of a **sample nanoplus DFB laser at 1877 nm with enhanced specifications.**

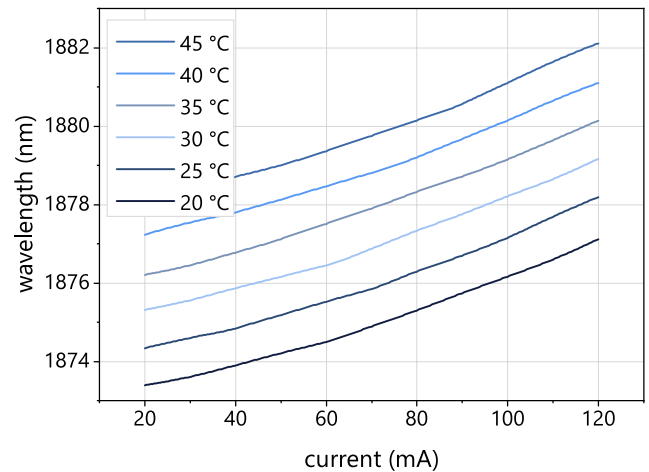
They are equally valid for 1854 nm.

Standard specifications are available at: [nanoplus.com/DFB/1850nm-2200nm](https://nanoplus.com/DFB/1850nm-2200nm).

These lasers are particularly suitable for water vapour (H<sub>2</sub>O) detection.



Typical room temperature cw spectrum  
of a nanoplus DFB laser at 1877 nm



Typical mode hop free tuning of a nanoplus  
DFB laser at 1877 nm by current and temperature

| electro-optical characteristics                | symbol         | unit    | min.  | typical | max.  |
|--|----------------|---------|-------|---------|-------|
| operating wavelength (at $T_{op}$ , $I_{op}$ ) | $\lambda_{op}$ | nm      |       | 1877    |       |
| optical output power (at $\lambda_{op}$ )      | $P_{op}$       | mW      |       | 5       |       |
| operating current                              | $I_{op}$       | mA      |       | 100     |       |
| operating voltage                              | $V_{op}$       | V       |       | 2       |       |
| threshold current                              | $I_{th}$       | mA      | 8     | 18      | 32    |
| side mode suppression ratio                    | SMSR           | dB      |       | > 35    |       |
| current tuning coefficient                     | $C_I$          | nm / mA | 0.017 | 0.025   | 0.035 |
| temperature tuning coefficient                 | $C_T$          | nm / K  | 0.17  | 0.19    | 0.21  |
| operating chip temperature                     | $T_{op}$       | °C      | +20   | +25     | +45   |
| operating case temperature*                    | $T_c$          | °C      | -20   | +25     | +55   |
| storage temperature*                           | $T_s$          | °C      | -40   | +20     | +80   |

\* non-condensing

## packaging

**TO5 with TEC and NTC, black cap, AR coated window**

**TO56 without TEC or NTC, sealed, window**

**c-mount without TEC or NTC**

**butterfly package with TEC and NTC, SM or PM fiber, FC/APC connector**

**chip on carrier without TEC, with NTC**

Technical drawings & accessories are available at: [nanoplus.com/packaging](https://nanoplus.com/packaging)

Please contact [sales@nanoplus.com](mailto:sales@nanoplus.com) for customized specifications, quotes and further questions.

Visit our website for technical notes, application samples or literature referrals.

nanoplus Nanosystems and Technologies GmbH, [www.nanoplus.com](http://www.nanoplus.com), phone: +49 (0) 3693 50 5000-0, email: [sales@nanoplus.com](mailto:sales@nanoplus.com)

©copyright nanoplus Nanosystems and Technologies GmbH 2023, all rights reserved. Technical data is subject to change without notice.