W2 Series™ Low loss Super Flexible Cable Assembly (W233)

withwave
Versatile RF & MW Test Solutions

W2 Series are complete line of high performance flexible microwave cable assemblies. Specially, **W233** series have low loss **super flexible** cable characteristics and low density PTFE structure to achieve velocity propagation of **76 %**.

W233 series have excellent RF performance up to 18 & *26.5 GHz* with SMA & N-type connectors, respectively.

Features

- Center Conductor : Silver Plated Copper
- Insulator : Low Density PTFE
- Outer Conductor : Silver Plated Copper Ribbon
- Outer Shields : Silver Plated Copper
- Jacket : Blue PUR

Specification

Scope	Specification		W233 (18 & 26.5 GHz)
Physical	Center Conductor (mm)		1.02
	Insulator (mm)		3.07
	Outer Conductor (mm)		3.27
	Outer Shield (mm)		3.78
	Jacket		5.00
Electrical	Impedance		50 ± 1 Ohm
	Velocity of Propagation (%)		Typical 76
	Capacitance		85 pF/m
	VSWR (based on connector selection)		< 1.2 to 26.5 GHz
	Attenuation at 20 ℃ (Typical)	at 6.0 GHz	1.0 dB/m
		at 10.0 GHz	1.4 dB/m
		at 18.0 GHz	2.0 dB/m
		at 26.5 GHz	2.5 dB /m
Mechanical & Environmental	Weight (g/M)		50
	Min. bending radius		20
	Temperature (Storage)		-55 ~+85℃

Mechanical Phase Stability

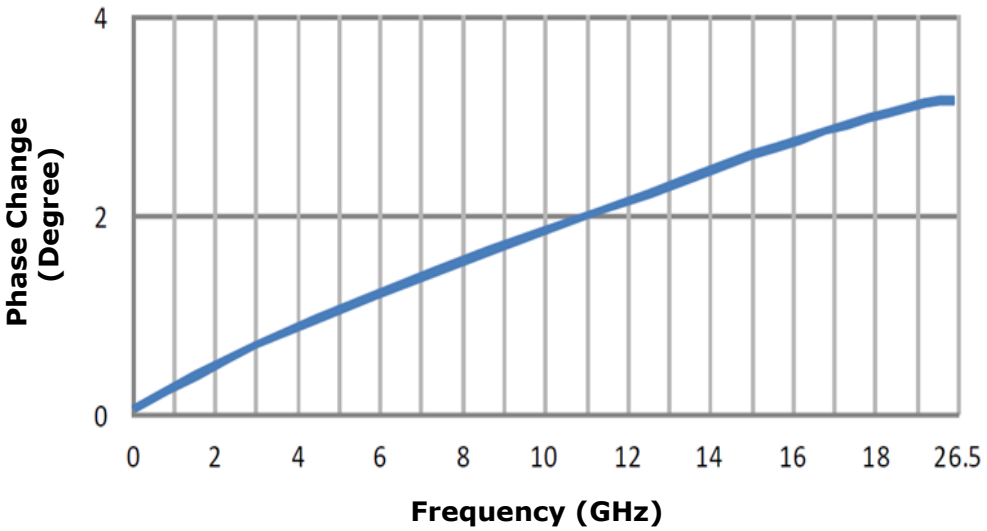

Phase Change vs Temperature

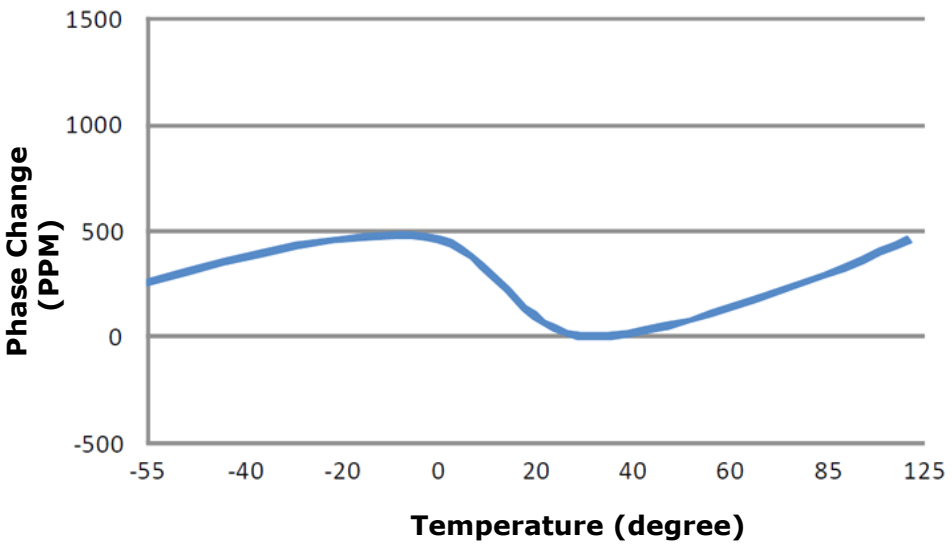

■ *Test Result*

W233 cable assembly

Part No. : W233-SM11SM1-1M

- Frequency : 10 MHz to 26.5 GHz
- Connector : SMA (Male)
- Cable Length :1 meter

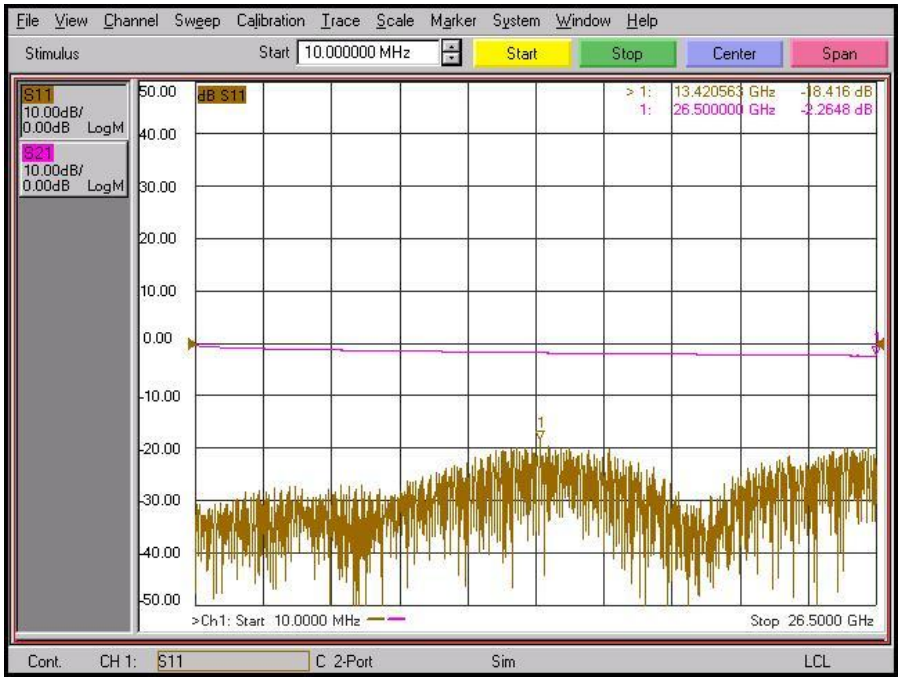

Part No. : W233-NM1NM1-1M

- Frequency : 10 MHz to 18.0 GHz
- Connector : N-type (Male)
- Cable Length :1 meter

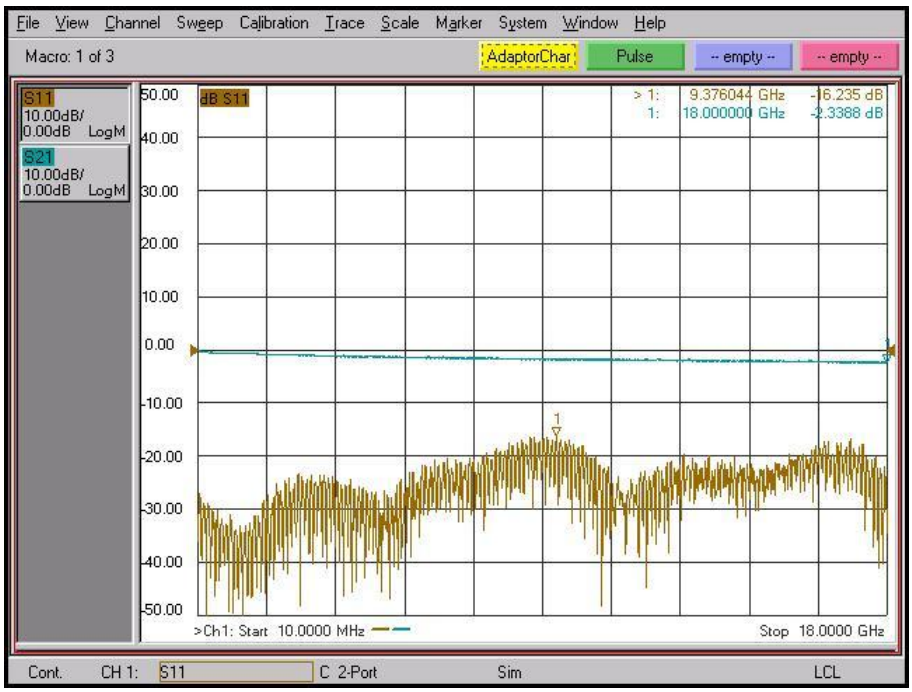

Selection Guide

W233- SM1SM1 - 1M

Cable Type	Connector Type	Cable Length
W233	SM1 : SMA Male NM1 : N-type Male	Unit : Meter

N-type(Male)

SMA (Male)